

E130 Elite (SR4 / D10)

LPCB Rated Security Shutter



The “Secured By Design” E130 Elite security shutter has been tested and approved by the LPCB (Loss Prevention Certification Board) to an insurance approved SR4 / D10 security level (LPS 1175: Issue 8).

Utilising an innovative lightweight design, The E130 Elite (SR4 / D10) security shutter provides a high security solution for commercial and industrial applications up to 10m wide and 90m².



APPLICATIONS

The E130 Elite (SR4 / D10) security shutter provides a high security solution for commercial applications up to 10m wide and 90m². The 130mm profile face consists of two interlinking sections. A 105mm double skinned extruded aluminium profile is married with a 25mm self locking anti-lift quirk.

Suitable for internal face fit.

CURTAIN SLAT

Double-skinned extruded aluminium slat with an additional anti-lift profile to eliminate the need for additional locking systems.

Slat Face:	105mm + 25mm anti-lift profile
Weight per m ² :	30kg
Maximum Width:	10000mm
Maximum Area:	90m ²

ENCLOSURE

Not provided as standard. Steel casing available on request.

Guide Height (mm)	Plate Size (mm)	
3000	400	tubular
4800	450	outboard
6200	500	outboard
7800	550	outboard
9800	600	outboard

Plate sizes shown as a guide only and may vary.

BOTTOM SLAT

Extruded aluminium bottom slat with solid aluminium defenders.

GUIDE CHANNELS

Extruded aluminium guide channels with rubber weather seal. Width of 120mm.

FINISH

The E130 can be powder coated to any RAL / BS colour reference

OPERATION

Tubular Motor: With internal rocker switch or external key switch and safety brake as appropriate to comply with legislation. Manual override facility & crank handle as required (surcharge applies).

Outboard Motor: GfA single or three phase motor with integrated safety brake, chain manual override and push button control station as standard.

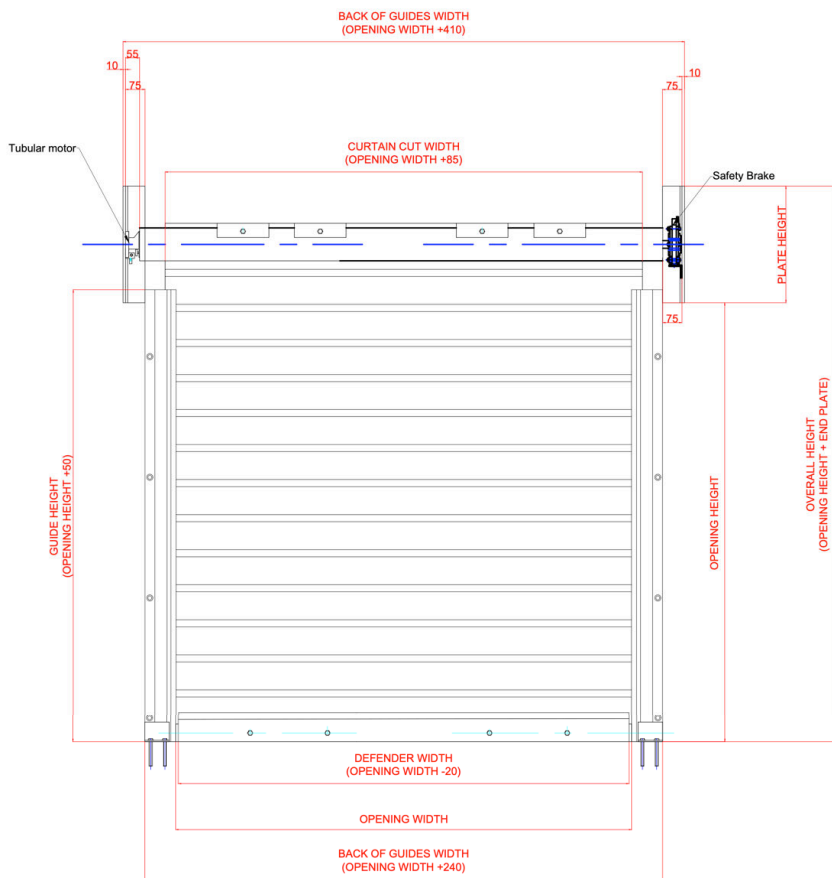
All motors have numerous control option variants such as remote and group or mobile phone activation.

E130 Elite (SR4 / D10)

LPCB Rated Security Shutter



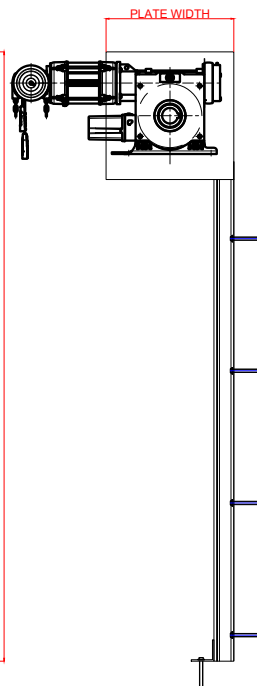
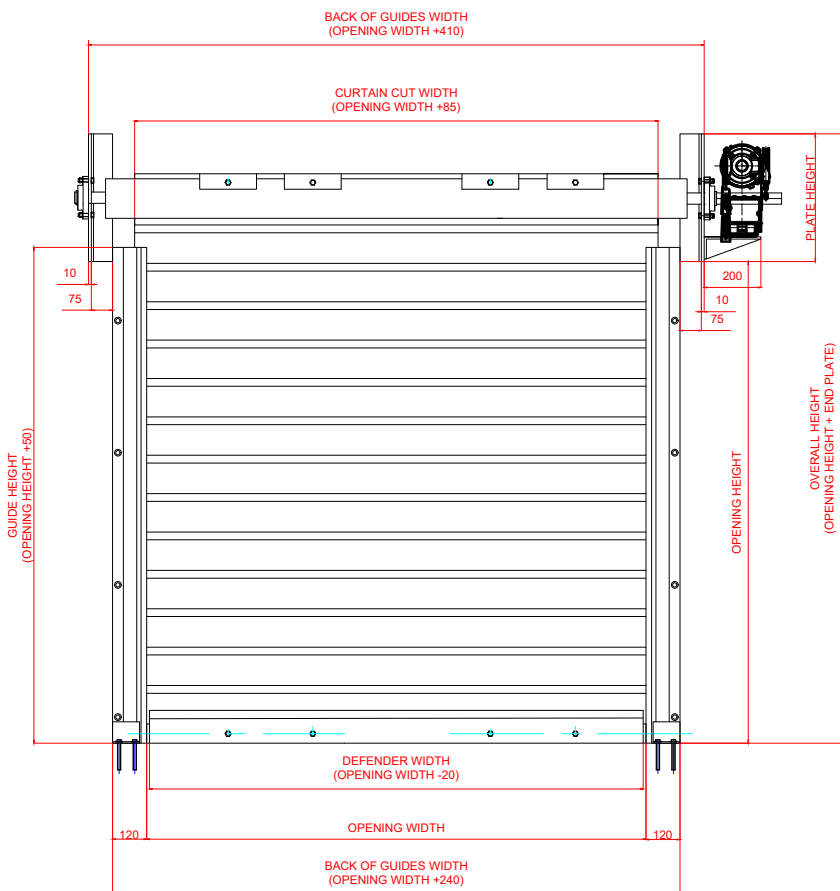
TUBULAR MOTOR



Suitable for Internal Face Fit Only:



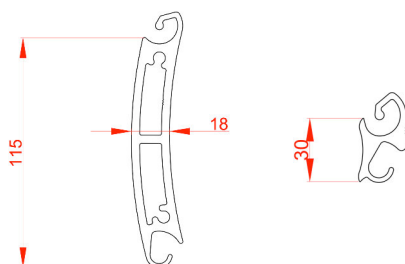
OUTBOARD MOTOR



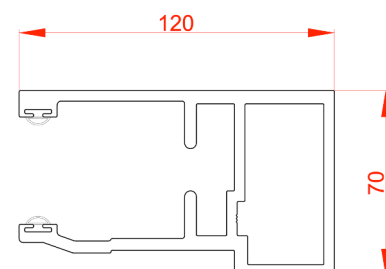
Suitable for Internal Face Fit Only:



SLAT PROFILE & QUIRK



GUIDE CHANNELS



Manufactured by Aluroll

Unit 12 Artillery Business Park, Garrison Avenue, Park Hall, Oswestry, Shropshire, SY11 4AD :: Tel: 0800 977 8975 :: www.aluroll.co.uk

v0424