

Suitable for domestic and commercial sites up to 9m<sup>2</sup>, the V37 and P37 provide the benefits of the compact E37 roller shutter with additional vision. The V37 has a punched profile and the P37 has a perforated profile. Both are formed from single-skinned extruded aluminium and offer small box sizes for compact openings. Electric and manual operation are available.



APPLICATIONS

Domestic and commercial sites, up to 9m<sup>2</sup>. The V37 (vision profile) and P37 (perforated) rolling shutters are a robust and lightweight barrier concealed within a compact enclosure when fully open. The shutter range is ideal for window openings and pedestrian door entrances, either internally or externally mounted. Solid (E37), punched and perforated profiles can be combined to offer partial or full vision as required.

CURTAIN SLAT

Single-skinned extruded aluminium with punched sections (V37) or perforated (P37) profile.

Finish: White, Anthracite or Black as standard. Option to powder coat any RAL / BS colour (surcharge applies).

Visible Face:	37.5mm
Weight per m <sup>2</sup> :	6kg (P37) 5kg (without glazing), 6.5kg (with glazing) (V37)
Maximum Width:	3000mm
Maximum Area:	9m <sup>2</sup> (electric operation)

ENCLOSURE

Roll-formed aluminium box with pressure-moulded aluminium alloy end plates.

Finish: White, Anthracite or Black as standard. Option to powder coat any RAL / BS colour (surcharge applies).

Guide Height (mm)	Plate Size (mm)
1050	150
1535	165
1820	180
2695	205
3550	250

Plate sizes shown as a guide only and may vary.

BOTTOM SLAT

Extruded aluminium bottom slat with rubber weather seal.

GUIDE CHANNELS

Extruded aluminium guide channels with brush inserts. Width of 53mm.

Finish: White, Anthracite or Black as standard. Option to powder coat any RAL / BS colour (surcharge applies).

OPERATION

Electric: Somfy tubular motor as standard. Safety brake as appropriate to comply with legislation. Manual override facility & crank handle as required (surcharge applies).

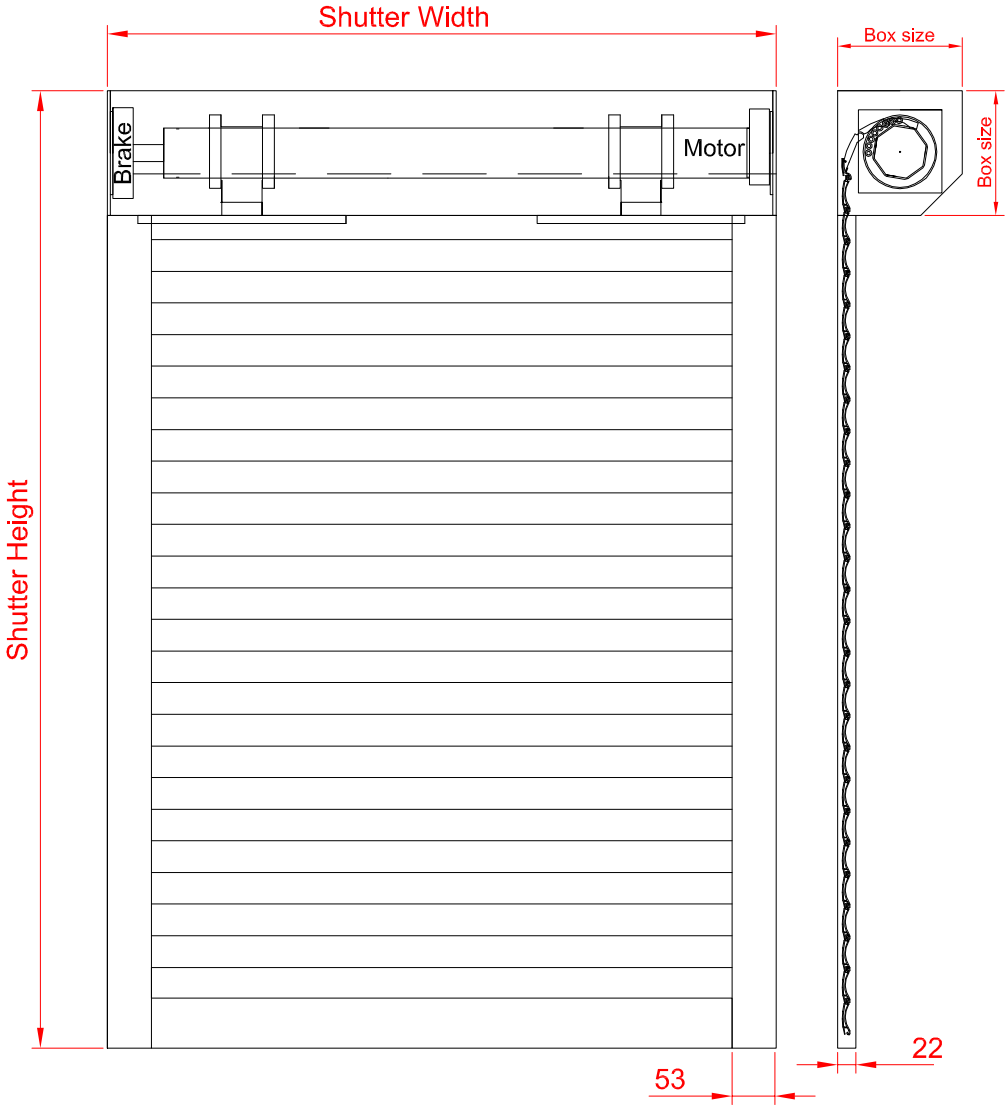
All motors have numerous control option variants such as rocker switch, key switch, remote and group or mobile phone activation.

Manual Cord Belt: A swivel winder coils the belt within a compact box.

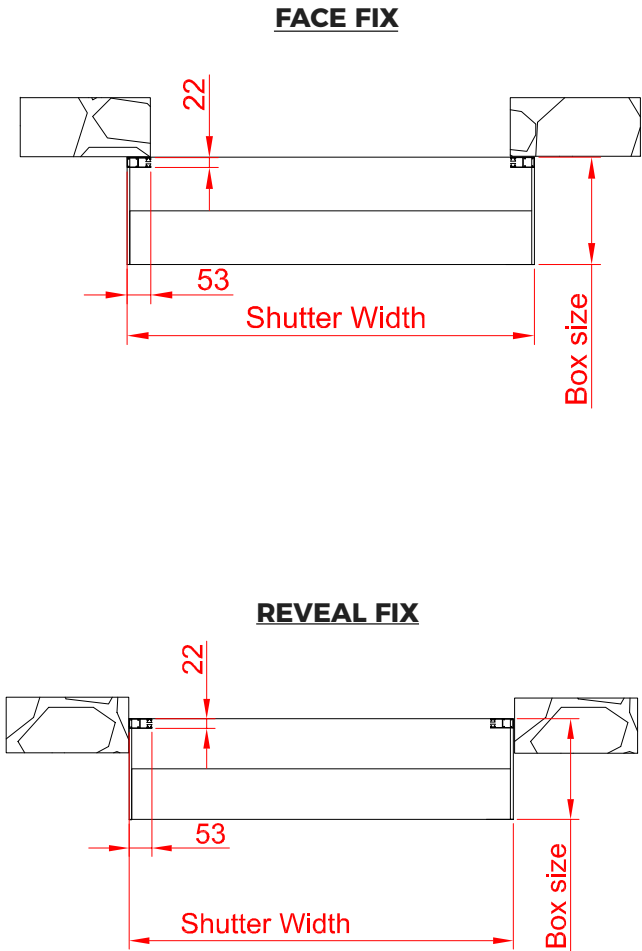
Manual Spring & Lock: A counter-balanced spring assembly with a key-lock bottom slat & handles.

CE compliant to all applicable directives and standards.

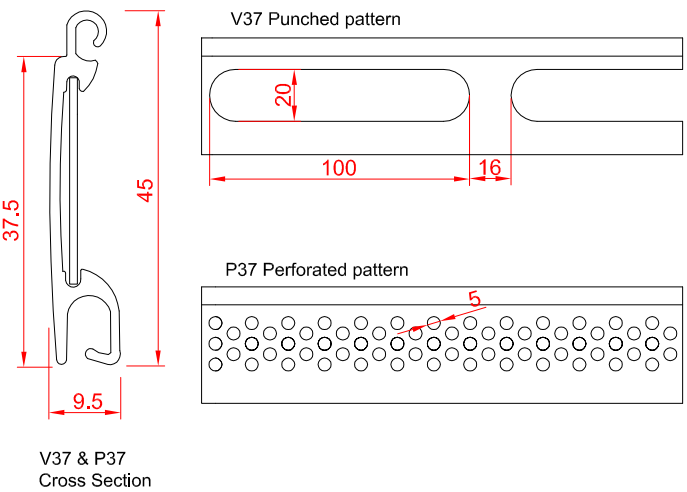
FRONT FACE



FIXING DETAIL



SLAT PROFILE



GUIDE CHANNELS

