

The M511 provides security, insulation and sound proofing to domestic and commercial sites. It is suitable for internal or external face or reveal fit types, with vented profiles available on request. A choice of colours is included as standard, with powder coating any RAL / BS colour available for a surcharge.



M511
Non-Vented

M511
Vented

APPLICATIONS

Medium security domestic and commercial sites requiring insulation and sound proofing. Can be internal or external face or reveal fit, with a maximum opening size of 12m².

CURTAIN SLAT

Aluminium double-skinned polyester powder coated slat with polyurethane foam insulating core. Vented and unvented profiles available.

Finish: White, Brown, Cream, Grey, Fir Green, Black or Silver as standard. Vented and unvented options available.

Visible Face:	55mm
Weight per m²:	4.5kg
Maximum Width:	5000mm
Maximum Area:	12m²
Slat U-Value:	2.2W/m² K

ENCLOSURE

Roll-formed aluminium box with pressure-moulded aluminium alloy end plates. Circular box available in 165mm and 205mm sizes (surcharge applies).

Finish: White or Brown as standard. Option to powder coat any RAL / BS colour (surcharge applies).

1745	205
2900	250
4200	300

Plate sizes shown as a guide only and may vary.

BOTTOM SLAT

Extruded aluminium bottom slat with rubber weather seal.

GUIDE CHANNELS

Extruded aluminium guide channels with brush inserts. Width of 66mm or 75mm.

Finish: White or Brown as standard. Option to powder coat any RAL / BS colour (surcharge applies).

OPERATION


Electric: Tubular motor & internal rocker or external key switch as standard. Safety brake as appropriate to comply with legislation. Manual override facility & crank handle as required (surcharge applies). Numerous control option variants such as group, remote or mobile phone activation.

Note: Manual operation is available but not common for the M511 since the large area usually covered by the M511 contributes to the weight of the shutter.

CE compliant to all applicable directives and standards.

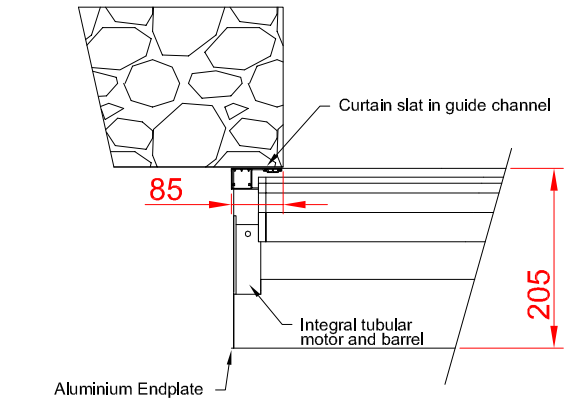
Guide Height (mm)	Plate Size (mm)
-------------------	-----------------

FRONT FACE

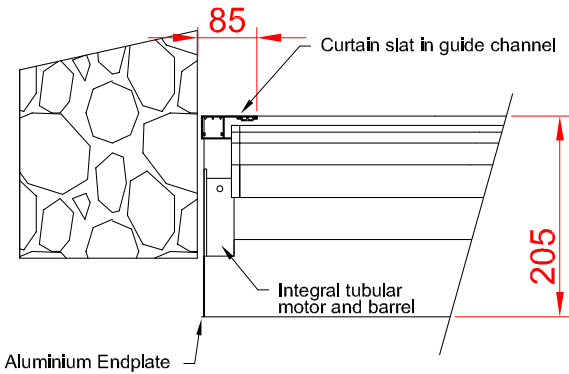


FIXING DETAIL

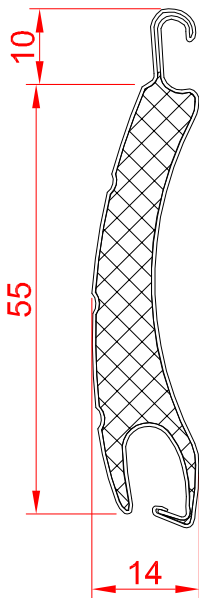
FACE FIX



REVEAL FIX



SLAT PROFILE



GUIDE CHANNELS

