

Suitable for medium security domestic and commercial openings up to 10m². This shutter is designed for securing smaller openings, with the minimal headroom required. The T55 is a security shutter version of the Compact roller garage door, and therefore also offers maximum flexibility over colours, powder coating and wood effect finishes.



APPLICATIONS

Domestic and commercial sites requiring insulation and sound proofing.
This shutter type is also available as a high-performance remote-controlled garage door (see 'Compact Garage Door').

CURTAIN SLAT

Aluminium double skinned aluminium polyester powder-coated slat with polyurethane foam insulating core.

Finish: White, Grey, Silver, Ivory, Cream White, Beige, Anthracite, Velvet Brown Brown, Black, Fir Green, Blue, Red, Painted Irish Oak, Painted Golden Oak or Painted Rosewood as standard.

Visible Face:	55mm
Weight per m ² :	4kg
Maximum Width:	3500mm
Maximum Area:	10m ²
Slat U-Value:	2.9 W/m ² K

ENCLOSURE

Roll-formed aluminium enclosure with pressure-moulded aluminium end plates.

Finish: White or Brown as standard. Option to powder coat any RAL / BS colour (surcharge applies).

Guide Height (mm)	Plate Size (mm)
1235	165
1520	180
2195	205

3200	250
3500	300

Plate sizes shown as a guide only and may vary.

BOTTOM SLAT

Extruded aluminium bottom slat with rubber weather seal.

GUIDE CHANNELS

Extruded aluminium guide channels with brush inserts. Width of 66mm.

Finish: White or Brown as standard. Option to powder coat any RAL / BS colour (surcharge applies).


OPERATION

Electric: Tubular motor & internal rocker or external key switch as standard. Safety brake as appropriate to comply with legislation. Manual override facility & crank handle as required (surcharge applies). Numerous control option variants such as group, remote or mobile phone activation.

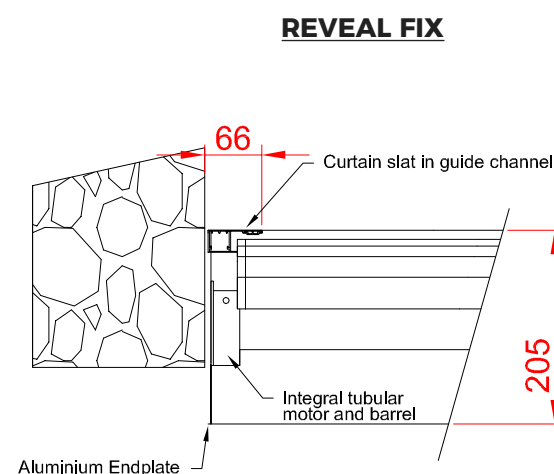
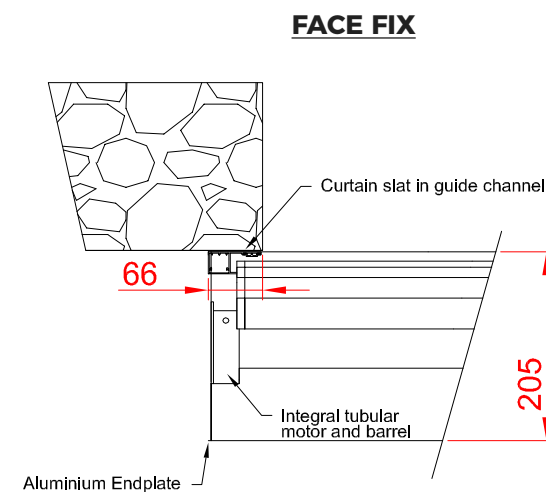
Note: Manual operation by spring and lock is available but not common for the T55 profile.

CE compliant to all applicable directives and standards.

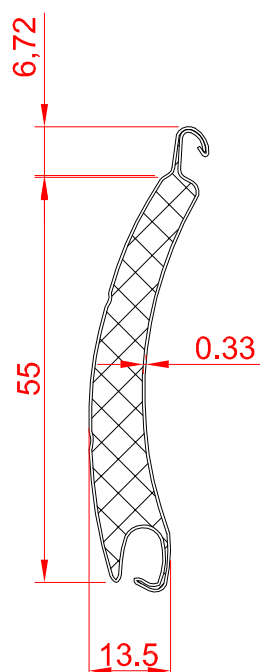
FRONT FACE



FIXING DETAIL



SLAT PROFILE



GUIDE CHANNELS

